



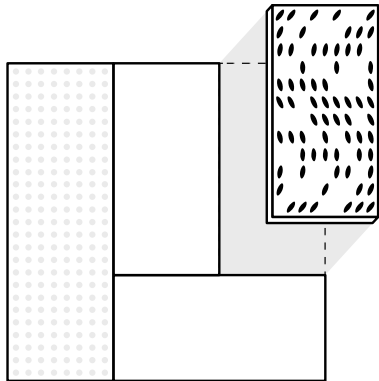
Moda™ Wall System

Moda offers designers and architects the patinas, patterns, and finishes of Zahner Surfaces in four mix-and-match panel sizes. Its clean, modern lines provide symmetry and order in various metal textures and colors, from moderately reflective to muted and earth-toned. Easily specified, ordered, and installed, Moda is a cost-effective and convenient way to add visual interest and durability with flexibility and economy.

SYSTEM FEATURES

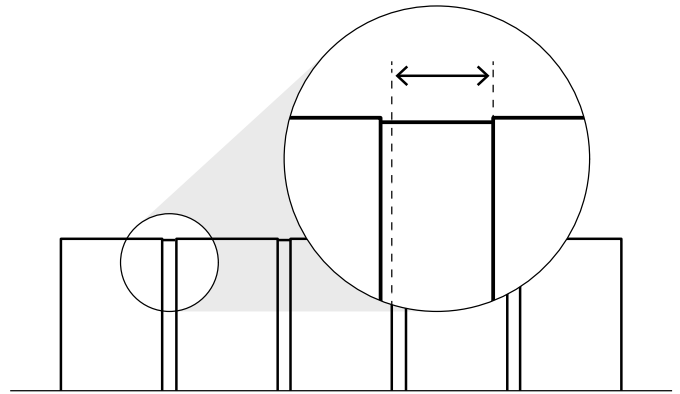
The Moda system has been carefully designed to capitalize on the benefits of mass production, while remaining flexible enough to allow architects, designers, and specifiers to realize their unique visions by taking advantage of the following features:

Modular



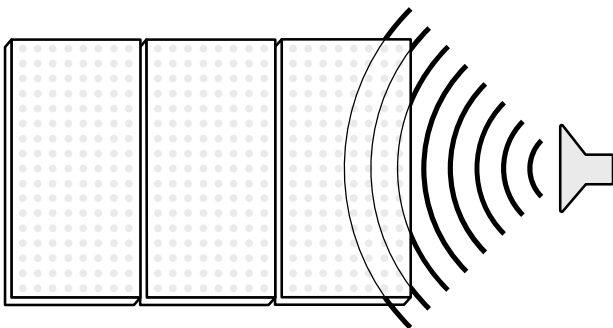
Customize your space by creating any number of panel arrangements. Rotate any panel on 90 degree increments, combine multiple panel sizes, or mix-and-match materials and patterns for entirely unique installations.

Adaptable



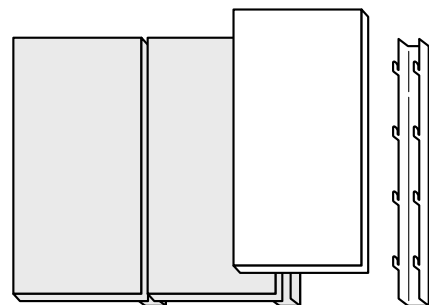
Moda arrays can be installed with varying vertical reveal widths to better fit any wall. Moda features reveals ranging from .25" up to 3" without revealing any hardware components or wall fasteners.

Acoustic Performance














Moda Aeris™ uses micro-perforations with an integrated acoustic backer to absorb ambient noise, dampen reverberation, and reduce echo, without changing the panels' size, shape, or luminosity.

Simple Install







Once the Moda hardware is fastened to your substrate and brought into alignment, panels are easily hung using the hook-and-slot features of the carefully designed system. This makes Moda panels simple to install, align, and even remove if maintenance is required.

MATERIAL OPTIONS

	Angel Hair[®] Stainless Steel		Solanum[™] Steel		Dirty Penny[™] Copper		Baroque[™] Zinc
	GB-60[™] Stainless Steel		Oscura[™] Blackened Steel Interior Only		Star Blue[™] Copper		Hunter[™] Zinc
	Fuscara[™] Blackened Stainless Steel		Spectura[™] Steel Interior Only				Roano[™] Zinc







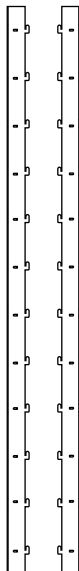


IFLl Declare Label and EPD (Type III) available for select materials. Visit azahner.com/sustainability for a complete list.

PATTERN AND PERFORMANCE OPTIONS

	Folia[™] Louvers 3 Densities		Plashet[™] Louvers 3 Densities		Rivulet[™] Louvers 3 Densities		Aeris Acoustic Perf NRC 0.65
--	--	---	--	---	--	---	---

Not all patterns are available in all materials. Visit azahner.com for more information on pattern variants and compatible materials.

COMPONENTS

Panels				Hardware				Accessories	
									
36 Inch	54 Inch	90 Inch	108 Inch	C-Bracket	End Brackets (L) (R)	Corner Brackets (L) (R)	Reveal Cover	End Trim	

SPECIFICATIONS

PANELS	36 Inch	54 Inch	90 Inch	108 Inch
Height x Width	35-3/4" x 17-3/4"	53-3/4" x 17-3/4"	89-3/4" x 17-3/4"	107-3/4" x 17-3/4"
Approx. Panel Weight	11 - 16 lbs.	16 - 24 lbs.	26 - 39 lbs.	32 - 47 lbs.
NRC (Aeris only)	0.65			

HARDWARE & ACCESSORIES	
Hardware Height	107-5/8"
Reveal Cover Height	107-3/4"

SYSTEM	
System Depth	3-1/4"
Horizontal Reveal Height	1/4"
Vertical Reveal Width	1/4" (min) to 3" (max)*
Minimum Clearance Above Top Panel	1"

*vertical reveal width will vary by project, and is ultimately determined by scope width and panel layout.

ORDERING CODES

When completing the [Moda Panel Planner](#), use the following ordering codes to indicate the desired panel size, material, and pattern option.

PANEL SIZE	MATERIAL	PATTERN AND DENSITY
36 (36 Inch)	AH (Angel Hair Stainless Steel)*	000 (No Pattern)
54 (54 Inch)	GB (GB-60 Stainless Steel)*	010 (Folia A)*
90 (90 Inch)	FS (Fuscara Blackened Stainless Steel)*	011 (Folia B)*
108 (108 Inch)	SL (Solanum Steel)*	012 (Folia C)*
	OS (Oscura Blackened Steel)*	020 (Plashet A)*
	SP (Spectura Steel)*	021 (Plashet B)*
	DP (Dirty Penny Copper)	022 (Plashet C)*
	SB (Star Blue Copper)	030 (Rivulet A)*
	HU (Hunter Zinc)	031 (Rivulet B)*
	BA (Baroque Zinc)	032 (Rivelet C)*
	RO (Roano Zinc)	040 (Aeris)
		(*) patterns only available in (*) materials

HOW TO SPECIFY

To guide the design, and ensure the proper detailing and specification of Moda, Zahner recommends the following workflow:

1. Complete the [Moda Panel Planner](#) to determine the panel layout, reveal widths, hardware types, and accessories that your project requires.
2. Use the Order Codes provided in this document to note the size, material, and pattern options for each panel.
3. Download the [Moda Detail Set](#) to aid with detailing and completing any project drawing set.
4. Specify using the [Moda 3-Part Specification](#).

All downloads available at zahner.com/products/moda

HOW TO ORDER

To ensure accurate quoting and ordering of Moda, and to facilitate efficient delivery and installation, the following steps are recommended:

1. Complete the [Moda Panel Planner](#) to determine the panel layout, reveal widths, hardware types, and accessories that your project requires.
2. Use the Order Codes provided in this document to note the size, material, and pattern options for each panel.
3. Send the completed panel planner to productsales@zahner.com to receive a quote.