



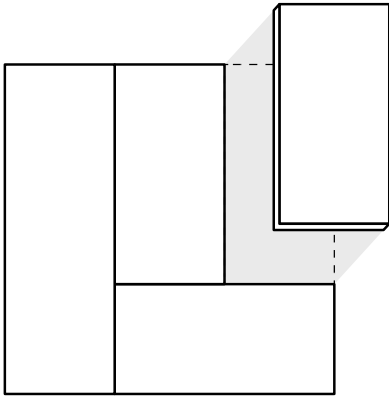
Moda™ Panel System

Zahner's Moda Panel System allows designers and architects to leverage Zahner's deep knowledge of metallurgy and fabrication by providing the canvas for a palette of authentic metal patinas, mechanical finishes, and original patterns and designs. Available in four mix-and-matchable panel sizes, Moda offers a seemingly endless number of unique arrangements, while remaining quick and easy to specify into a variety of architectural projects.

SYSTEM FEATURES

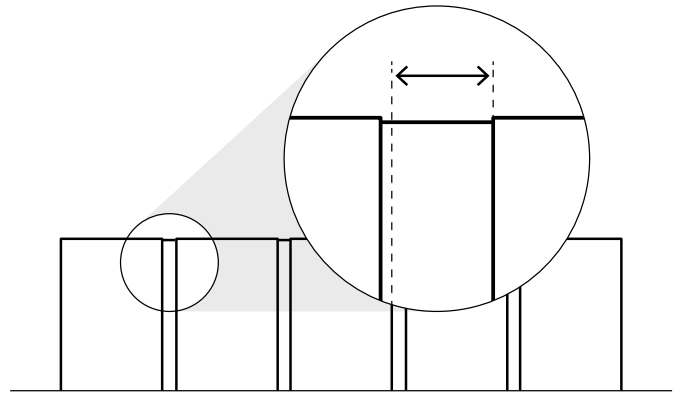
The Moda system has been carefully designed to capitalize on the benefits of mass production, while remaining flexible enough to allow architects, designers, and specifiers to realize their unique visions by taking advantage of the following features:

Modular



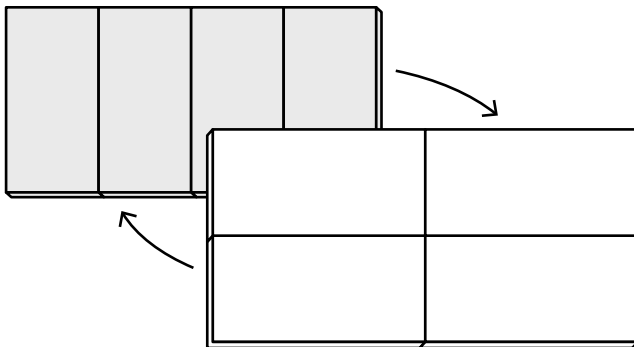
Customize your space by creating any number of panel arrangements. Rotate any panel on 90 degree increments, combine multiple panel sizes, or mix-and-match materials and patterns for entirely unique installations.

Adaptable



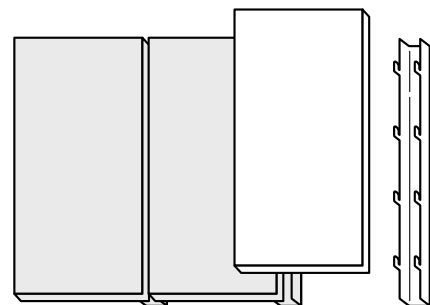
Moda arrays can be installed with varying vertical reveal widths to better fit any wall. Moda features reveals ranging from .25" up to 3" without revealing any hardware components or wall fasteners.

Reconfigurable



Moda panels can be easily uninstalled, rearranged, and reinstalled to freshen up a space. This helps to reduce the carbon footprint in the event of future renovations. It also means that panels can be replaced and added as necessary, without removing the entire system.

Simple Install



Once the Moda hardware is fastened to your substrate and brought into alignment, panels are easily hung using the hook-and-slot features of the carefully designed system. This makes Moda panels simple to install, align, and even remove if maintenance is required.

MATERIAL OPTIONS









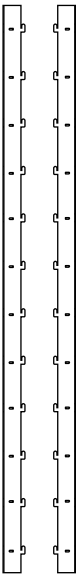
	Angel Hair® Stainless Steel		Solanum™ Steel		Dirty Penny™ Copper		Baroque™ Zinc
	GB-60™ Stainless Steel		Oscura™ Blackened Steel Interior Only		Star Blue™ Copper		Hunter™ Zinc
	Fuscara™ Stainless Steel		Spectura™ Steel Interior Only				Roano™ Zinc

PATTERN OPTIONS

	Folia™ Louvers 3 Variants		Plashet™ Louvers 3 Variants		Rivulet™ Louvers 3 Variants		Aeris Acoustic Perf
----------------------------------------------------------------------------------	----------------------------------------	-----------------------------------------------------------------------------------	------------------------------------------	-----------------------------------------------------------------------------------	------------------------------------------	-------------------------------------------------------------------------------------	-------------------------------

Some patterns may not be available in all materials. Please see the Zahner website for more information on pattern variants and compatible configurations.

COMPONENTS

Panels				Accessories		Hardware			
									
36 Inch	54 Inch	90 Inch	108 Inch	Reveal Cover	End Trim	C-Bracket	End Brackets (L) (R)	Corner Brackets (L) (R)	

SPECIFICATIONS

PANEL VALUES	36 Inch	54 Inch	90 Inch	108 Inch
Panel Height × Width	35.75"×17.75"	53.75"×17.75"	89.75"×17.75"	107.75"×17.75"
Approx. Panel Weight	11 - 16 lbs.	16 - 24 lbs.	26 - 39 lbs.	32 - 47 lbs.

HARDWARE VALUES	
Hardware Height, in	107.63
Reveal Cover Height, in	107.75

SYSTEM VALUES	
System Depth	3.25"
Horizontal Reveal Height, in	0.25
Vertical Reveal Width, in	0.25 - 3.00*
Minimum Clearance Above Top Panel, in	1.00

*vertical reveal width is determined by system install.

PERFORMANCE VALUES	
NRC	0.65

HOW TO SPECIFY

To guide the design process, and ensure the proper detailing and specifying of Moda on your project, Zahner recommends the following:

1. Plan and draw your layout.
 - a. Use the **Moda Panel Planner Kit** to determine the type, quantity, and layout of the panels, hardware, and accessories that your project requires.
 - b. Use the **Moda Detail Set** to aid with detailing and completing your drawing set.
2. Specify Moda using the specifications contained within the **Moda 3-Part Specification**

All downloads available at zahner.com/products/modular-wall-panel-system

HOW TO ORDER

Fill out the **Moda Panel System: Order Form** and submit at zahner.com/products/quote-request.

Moda™ Panel System: Order Form

First Name

Last Name

Email

ORDER INFORMATION

Fill out the fields below to define your order. Please reference the Moda detail set when making your selection.

Panels

	Size	Finish Options marked (*) are available in Ecology & Aeris patterns	Pattern	Quantity
Panel Type 01:				
Panel Type 02:				
Panel Type 03:				
Panel Type 04:				
Panel Type 05:				
Panel Type 06:				
Panel Type 07:				
Panel Type 08:				
Panel Type 09:				
Panel Type 10:				

Fill out another form if more rows are required.

Accessories

	Finish	Quantity
Reveal Cover:		
End Trim:		

Hardware

	C-Bracket	End Bracket	Corner Bracket
Quantity:		L R	L R