



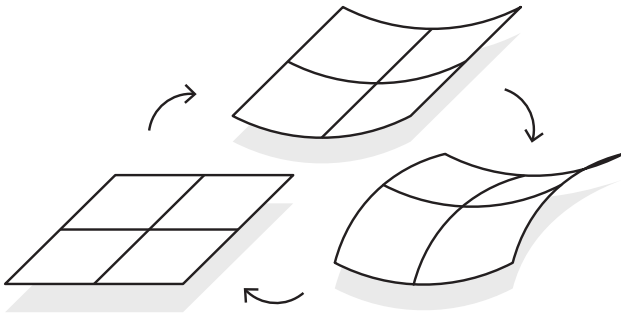
Flat Seam panels in Star Blue™Copper at SUNY New Paltz Student Union Building.

Flat Seam

Flat Seam delivers a flexible and cost-effective concealed-fastener metal façade system engineered specifically for Zahner's exclusive and proprietary materials. The system supports various panel dimensions and configurations, allowing for a wide range of aesthetic options tailored to specific project requirements, while maintaining a straightforward assembly process to simplify and reduce installation time and costs.

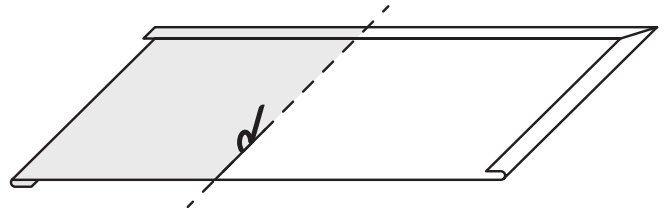
FEATURES

Adaptability



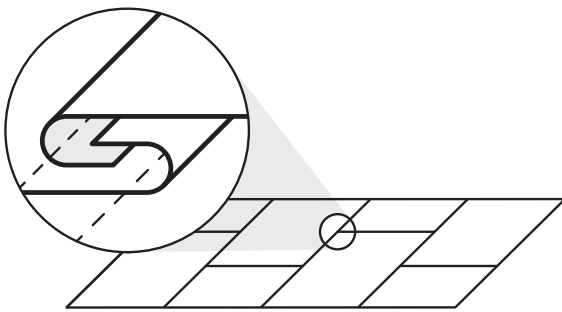
The system supports various panel dimensions and configurations, allowing for a wide range of aesthetic options tailored to specific project requirements.

Ease of Installation



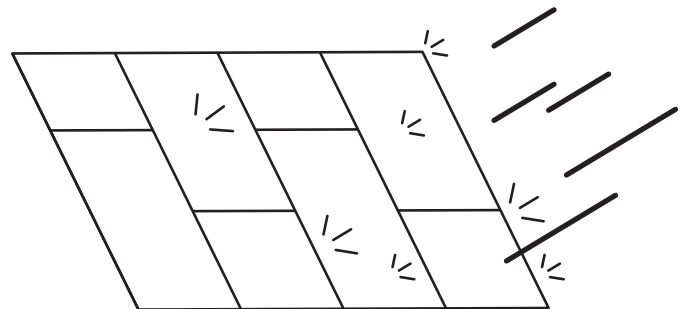
The straightforward assembly simplifies installation, reducing labor costs and time, while the use of light-gauge sheet materials support field trimming and forming.

Uniform Appearance





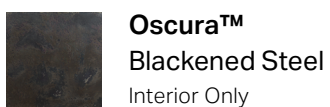
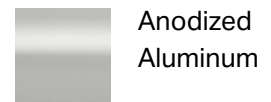
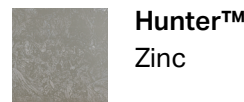
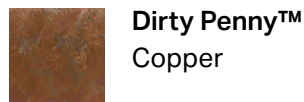
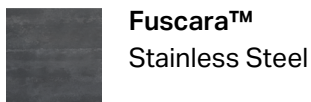
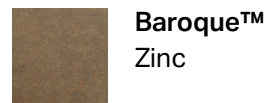
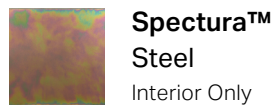
The interlocking, hemmed edges and overlapping panels create a sleek, uniform appearance, concealing all fasteners for a clean, modern look.

Durability



Flat Seam is entirely constructed from durable metal components and provides an effective water shedding layer of protection against moisture infiltration.

MATERIAL OPTIONS

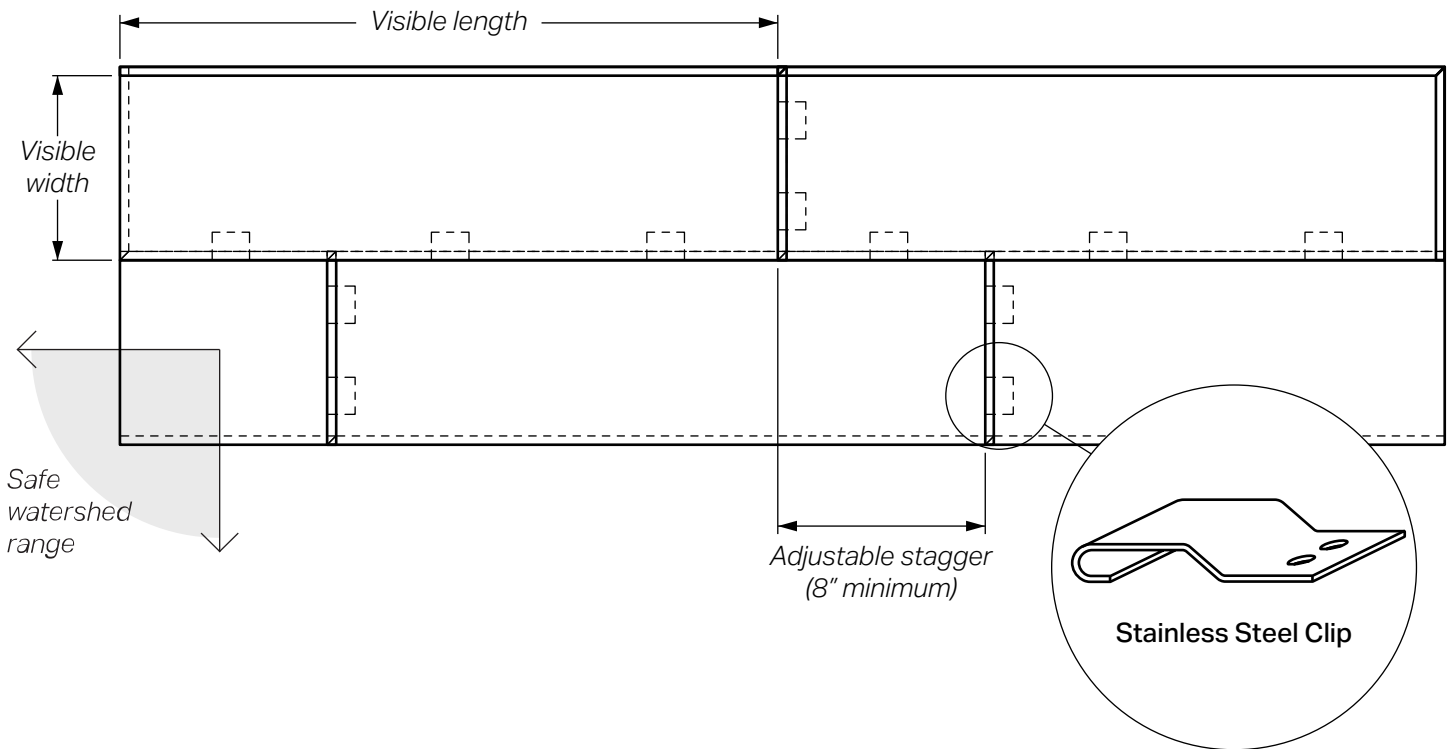


For a complete list of available color options, visit azahner.com/metal-info/anodized-aluminum/ or azahner.com/metal-info/painted-aluminum/

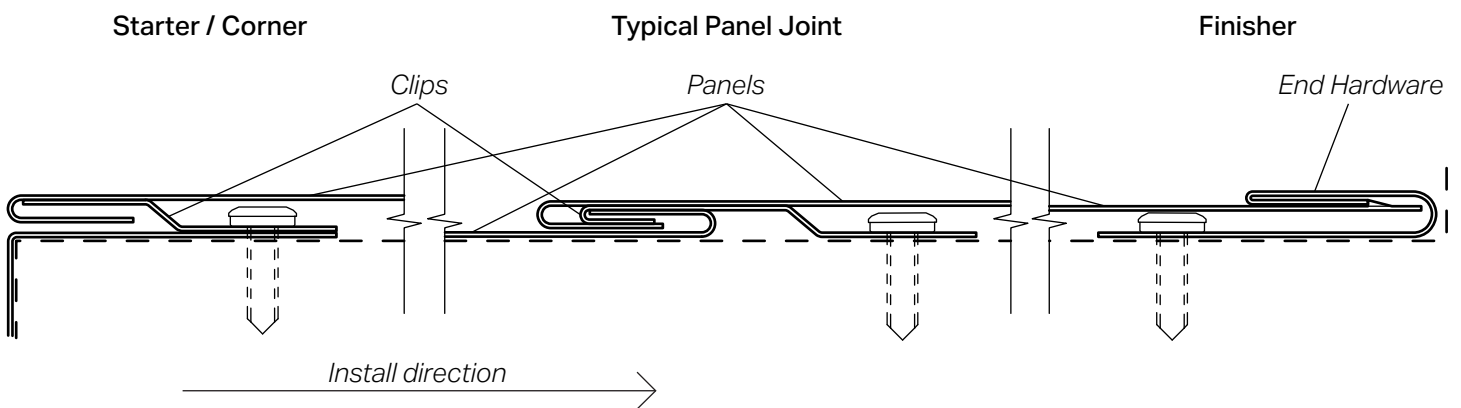
COMPONENTS & ASSEMBLY

Flat Seam employs a straightforward assembly of overlapping panels - featuring interlocking, hemmed edges - and stainless steel clips that attach directly to a continuous substrate.

Panel Elevation



Section Detail



Drawings from in the data sheet are for conceptual clarity and are not drawn to scale. For scale-accurate drawings, see the Flat Seam Detail Set, available at azahner.com/products/flat-seam

SPECIFICATIONS

See the table below for information on various Flat Seam options. System weight ranges from 2 - 4.5 lbs/ft² depending on specific material and layout. Panel sizes and material gauges meet or exceed the performance of SMACNA flat seam panels.

PANEL DIMENSIONS	Minimum	Maximum
Visible Length	16"	115.5"
Visible Width	4"	30"

PANELS		
Finish	Base Metal	Thickness
Angel Hair Stainless Steel ☒	SS304 or SS316 Stainless Steel*	0.031" [22 ga]
Fuscara Blackened Stainless Steel ☒		
Oscura Blackened Steel (Interior Only) ☒	1008A Carbon Steel	0.036" [20 ga]
Spectura Steel (Interior Only) ☒		
Dirty Penny Copper ☒	Copper	0.027" [24 oz]
Star Blue Copper ☒		
Baroque Zinc ☒	Zinc	0.032" [0.8mm]
Hunter Zinc ☒		
Roano Zinc ☒		
Anodized, AAMA 611 Class I	5052 H-32 Aluminum	0.04"
Painted, 2-coat solid color 70% PVDF		
CLIPS		
	SS304 or SS316 Stainless Steel*	0.031" [22 ga]

* - specifiable attribute

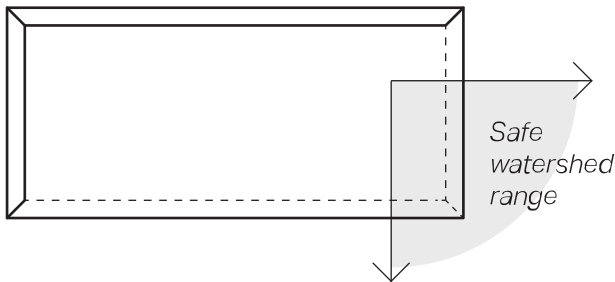
HOW TO SPECIFY

Download and use the [3-Part Specification](#) document and [Flat Seam Drawing Set](#) to aid in specifying Flat Seam for your project.

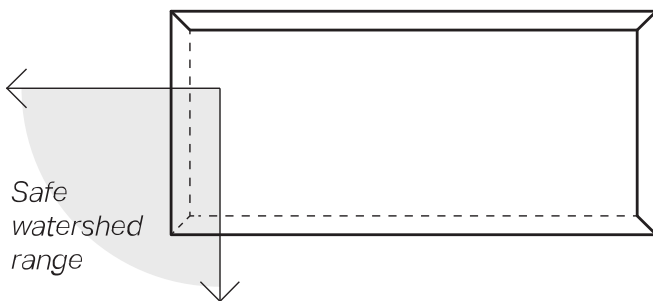
Available at azahner.com/products/flat-seam.

1. Determine the panel type required for your layout.

Left Hem Panel



or Right Hem Panel

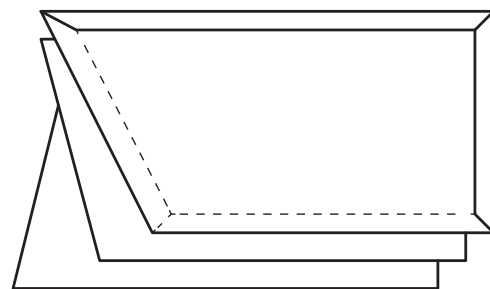


2. Determine the visible panel dimensions and number of panels required for your project.
3. Specify supplementary sheet materials for any field-formed end hardware, flashing, or trim.
4. Specify your clip material and quantity.

Start and finishing panels must typically be cut and shaped on-site to match the project requirements. This work requires a panel cutting tool, a hem-forming tool, and a snap-lock punch tool.

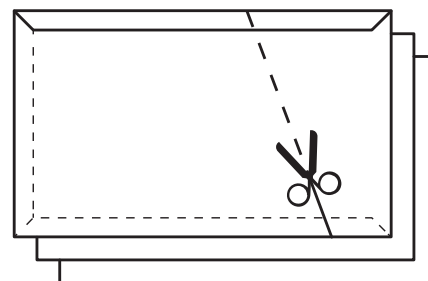
Custom Panels (Optional): In addition to the standard rectangular panels, unique panels for the edges of the project can be specified and purchased from Zahner.

Custom starter panels ship from the factory with hemmed edges in specified sizes and shapes to match the requirements at the starting edge of the project scope.



Custom starter panels

Custom finisher panels ship from the factory with three of the edges hemmed. Custom finishing panels will still require on-site cutting and snap-lock dimple forming, but helps to minimize waste material, and eliminates the need for on-site panel breaking.



Custom finisher panels

For general consultation or specific questions on product specifications, please contact your Zahner consultation team at azahner.com/contact